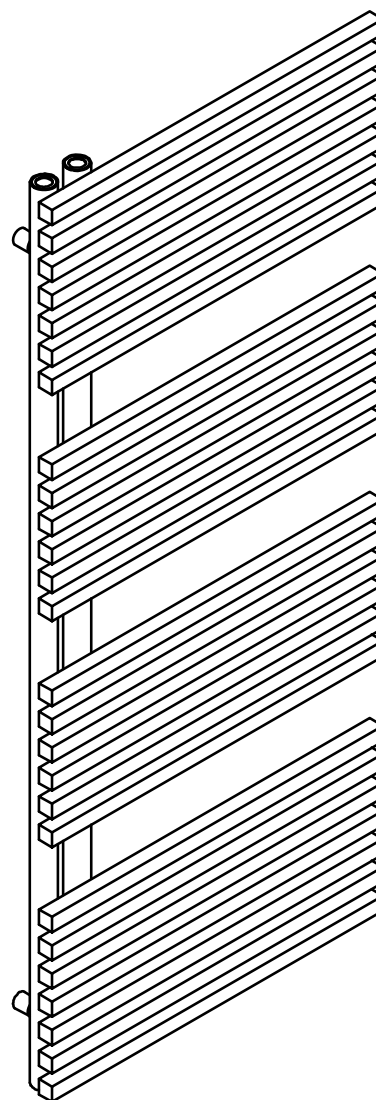
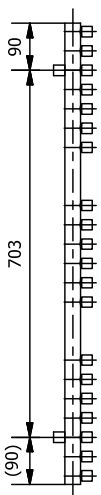
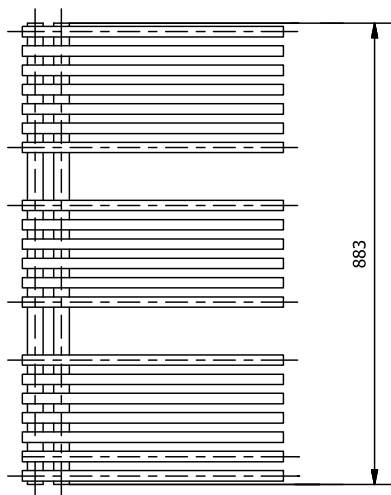
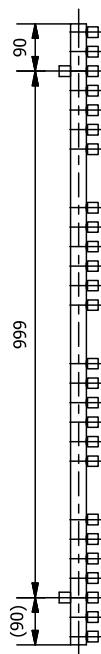
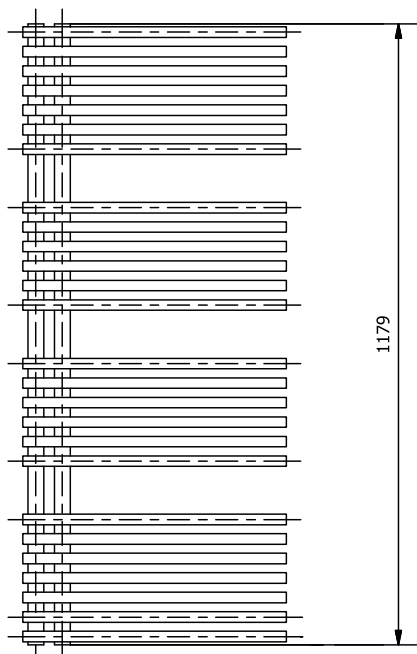
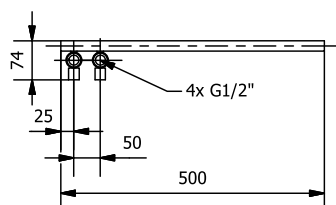


# TYP E



Height [mm]	Width [mm]	Collector Spacing	Depth	Space between wall and power slots	Radiator Weight [kg]	Radiator capacity [dm3]	Power level [W] 75/65/20
883	500	50	83-93	46-56	6,20	3,80	441
1179	500	50	83-93	46-56	7,70	5,70	553

Power levels for other parameters look page 180



**Symmetrical radiator. Capable of being mounted with collectors on the right or left side.**

# TYP E



## Perfect choice

This product is perfect for those who want to make a step forward and reject classic models. Geometrical shape of TYP E with square pipes will be a perfect solution for modern interiors. Horizontal pipes placed only on the one side give it a special innovative appearance.



- › **Vertical pipes:** round  $\varnothing$  30
- › **Horizontal pipes:** square 20 x 20 mm
- › **Detail work:** radiator made from low-carbon steel with powder coated finish
- › **Standard colours:** white RAL 9003, structural graphite
- › **Mounting:** mounting kit included
- › **Further information:** non-standard size available to order



## › Types of connections



Standard connections

## › Recommended valves kits details on pages 183-184



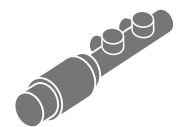
Axial valve



Straight valve



Angular valve



Combined valve

**6+2**  
WARRANTY

2 additional years  
of warranty  
when purchasing  
valves