

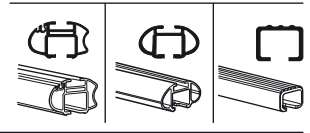
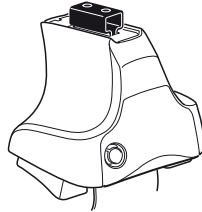
Kit 1340

SUBARU Legacy, 4-dr Sedan, 04-09 / *05-09

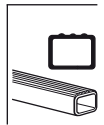
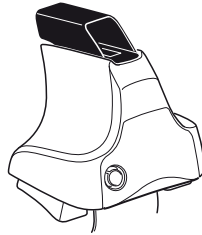
SUBARU Outback, 4-dr Sedan, *05-07

*North America

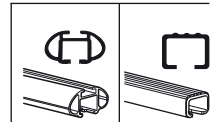
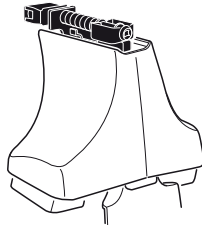
480R
754



480



750



xx kg
 xx lbs

7 kg
 15,4 lbs

=

**Max.
50 kg**
**Max.
110 lbs**

80 km/h
 50 Mph
 130 km/h
 80 Mph
 40 km/h
 25 Mph
 km/h
 Mph

THULE

+

Kit XXXX
 instructions

x1

x4

x4

x4

480R/754

x1

x4

x4

x4

480

x1

x4

x4

750

 x2	 x2	 x2	 x2	 x2
 x2		 x2	 x2	 x2
 x2		 x4	 x4	
 x4				

636 x 4

109 x 2

112 x 2

x 1

Kit





1

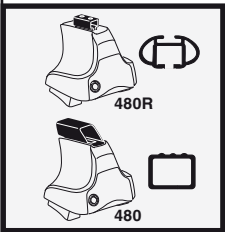
2

	X
SUBARU Legacy, 4-dr Sedan, 04-09 / *05-09	37
SUBARU Outback, 4-dr Sedan, *05-07	37

1

2

	Y
SUBARU Legacy, 4-dr Sedan, 04-09 / *05-09	33.5
SUBARU Outback, 4-dr Sedan, *05-07	33.5



1

2

	X inch	X mm
SUBARU Legacy, 4-dr Sedan, 04-09 / *05-09	40 1/4"	1021 mm
SUBARU Outback, 4-dr Sedan, *05-07	40 1/4"	1021 mm

1

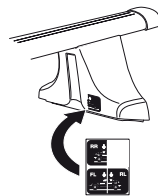
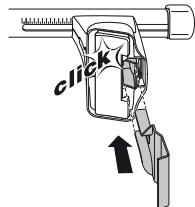
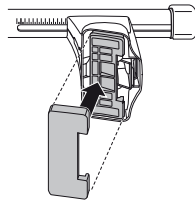
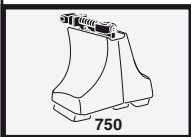
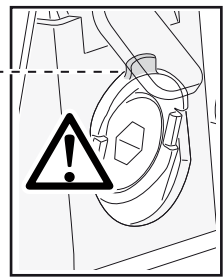
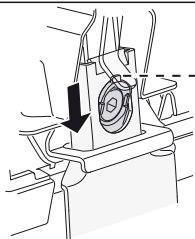
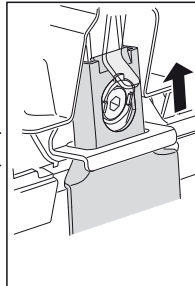
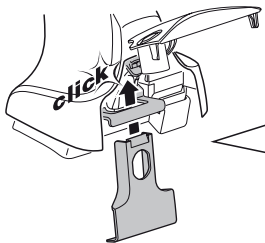
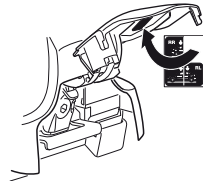
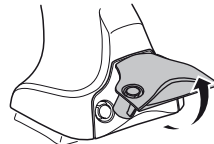
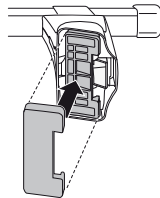
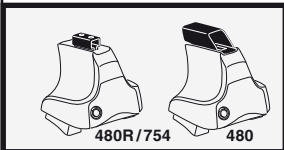

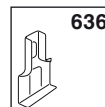
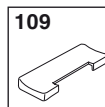
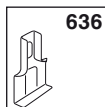
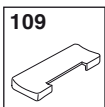
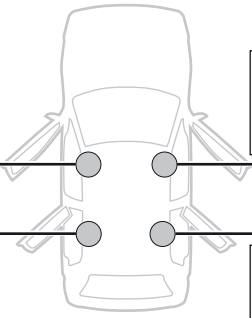

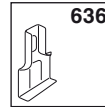
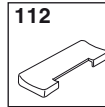
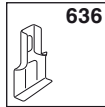
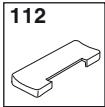
2

	Y inch	Y mm
SUBARU Legacy, 4-dr Sedan, 04-09 / *05-09	38 7/8"	986 mm
SUBARU Outback, 4-dr Sedan, *05-07	38 7/8"	986 mm

4

SUBARU Legacy, 4-dr Sedan, 04-09 / *05-09

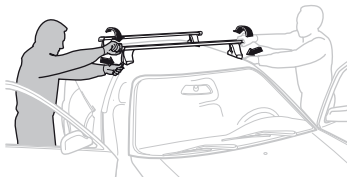
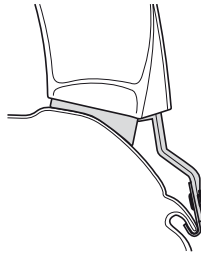
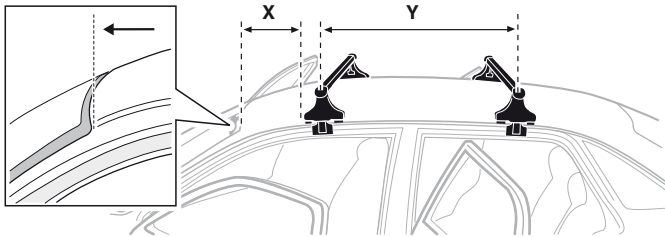
SUBARU Outback, 4-dr Sedan, *05-07



5



	X mm	Y mm	X inch	Y inch
SUBARU Legacy, 4-dr Sedan, 04-09 / *05-09	200 mm	640 mm	7 7/8"	25 1/4"
SUBARU Outback, 4-dr Sedan, *05-07	200 mm	640 mm	7 7/8"	25 1/4"



GB/US Tighten alternately

D Die Schrauben abwechselnd anziehen

F Serrer alternativement chaque côté

NL Afwisselend aan de linker- en de rechterkant aandraaien

I Alternare il serraggio delle viti

E Serrare alternativamente

PT Aperte alternadamente

S Dra åt växelvis

FIN Kierrä vuorotellen

EST Pinguldage vaheldumisi

LAT Pielieciet pamišus

LIT Užsukinėkite pakaitomis

PL Śruby dokręcaj naprzemiennie

RU Затягивайте попеременно

CZ Pokręťta багаžníka dokręcaj dokręcaj naprzemiennie.

SK Doťahujte striedavo

SLO Privijajte izmenično.

HR Naizmjenično zategnite

HU Egymástól függetlenül szorítandó

GR Σφιγγετε εναλλάξ

TR Dönüşümlü sıkın

中文 交替拧紧

한국어 번갈아 가며 조이십시오.

日本語 交互に締め付けてください。

ไทย ชันโนแบบสลับ

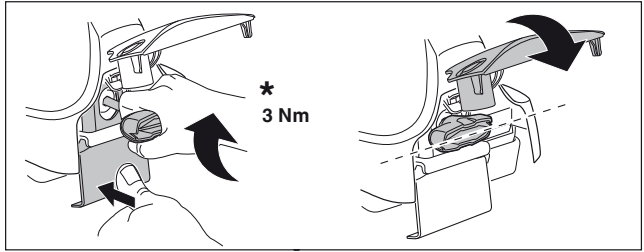
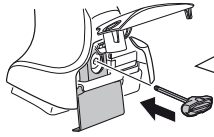
6



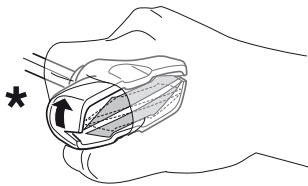
480R/754



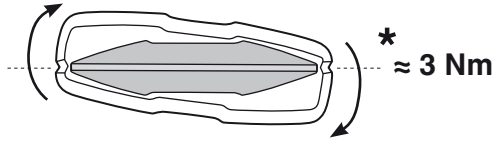
480



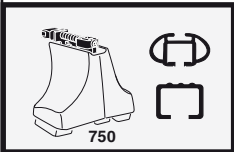
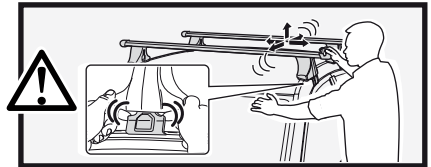
*
3 Nm



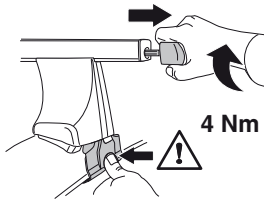
*



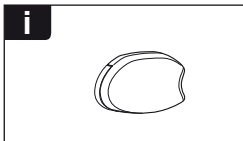
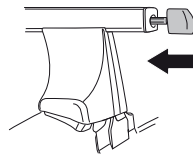
*
≈ 3 Nm



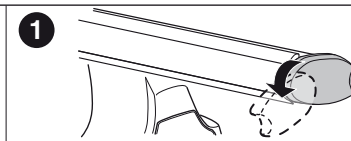
750



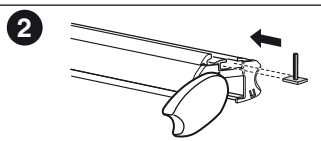
4 Nm



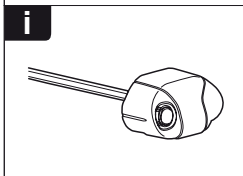
i



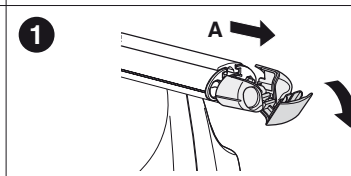
1



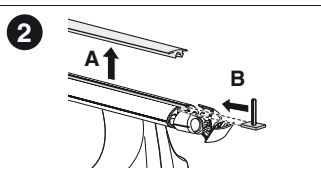
2



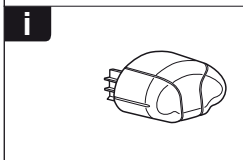
i




1



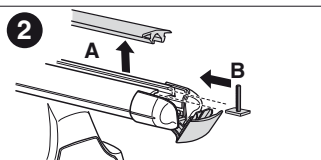
2



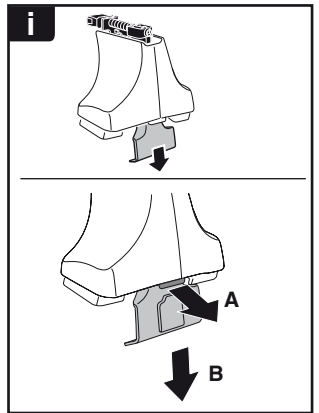
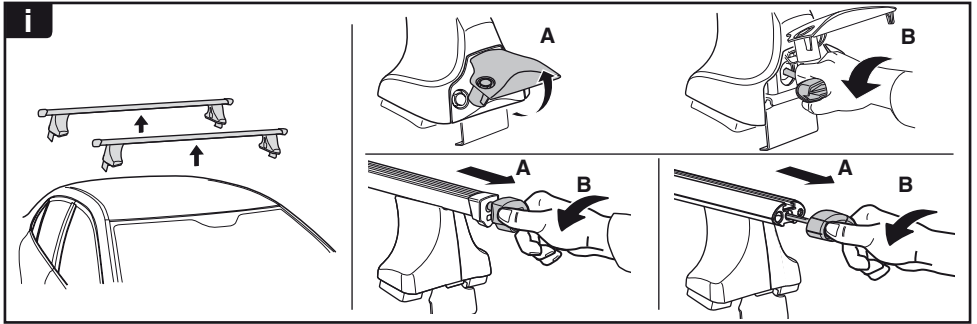
i



1



2



THULE
SWEDEN
**ONE
KEY
SYSTEM**



- 544 (x4)
- 596 (x6)
- 588 (x8)
- NA 510 (x10)
- EUR 452 (x12)
- ASIA

